

2026



# ASMIRT

## **Policies and Procedures Angio Vascular Certification**

*Your profession. Your future.*

Australian Society of Medical Imaging and Radiation Therapy  
Contact us at [info@asmirt.org](mailto:info@asmirt.org) or call us on +61 3 9419 3336

[asmirt.org](http://asmirt.org)



There are a number of protected titles for medical radiation practice. They include:

Medical Radiation Practitioner (MRP)

Diagnostic Radiographer (DR)

Medical Imaging Technologist (MIT)

Radiographer

Nuclear Medicine Scientist (NMS)

Nuclear Medicine Technologist (NMT)

Radiation Therapist (RT).

For the purposes of our documentation we use the broad descriptor Medical Radiation Practitioner (MRP) recognising that it covers a range of areas of practice.




[info@asmirt.org](mailto:info@asmirt.org)  
[www.asmirt.org](http://www.asmirt.org)  
PO Box 16234,  
Collins Street West,  
VIC 8007, Australia  
+61 3 9419 3336

## Contents

Vascular Interventional Imaging (Angiography)	
Introduction	4
Certification of the Vascular Imaging Angiography Practitioner	4
Legislation	4
Certification Policies	5
Certification Eligibility	5
Level 1 Application	5
Level 1 Renewal	6
Signatory on Part B of Level 1 Certification Applications	7
Certification Length	8
Certification Renewals	8
Lapsed certificates	10
Extensions	10
Angiography Level 1 Certification Part A: Theoretical Component – Written Examination	12
Angiography Level 1 Certification Examination	12
Certification Examination process	12
Examination Supervisor	12
Examination Venue	12
Examination Procedures	12
Special Consideration	12
Certification Procedures	13
Assessments	13
Incorrect Applications	13
Extension Applications	13
Current Application Forms	13
FAQs	14





# Vascular Imaging (Angiography)

## Introduction

Diagnostic and Interventional vascular angiography has undergone significant technique and procedural change in the last 20 years. The advancing role of radiographers in this speciality has led to the implementation of a certification programme. This ASMIRT programme aims to recognise the additional skills, training and experience radiographers possess to perform high quality angiographic examinations.

The programme, consisting of a certification exam, is aimed at a beginner angiography practitioner level and working in a vascular interventional angiography room. Radiographers at this level should have completed training through an official in-house training programme and are regularly rostered through interventional angiographic labs.


## Certification of the Vascular Imaging Practitioner

The certification process consists of 2 components. A multiple-choice question exam and practical experience component.

## Legislation

All radiographers in Australia under the terms of the Medical Radiation Practice Board Australia (MRPBA), must operate within their "scope of Practice" This means that additional training and expertise may need to be acquired to operate equipment or perform procedures competently. It is recommended that any radiographer undertaking angiography procedures holds certification.





## Certification Policies

### Certification Eligibility

#### Level 1 Application

Certification comprises a theoretical (part A) and a clinical component (part B). Angiographic Certification is awarded to persons who have successfully completed part A and part B. Both parts must be completed by the candidate within a 3-year period.

Part A – Theoretical Component. Is a written examination which involves a paper not exceeding 180 multiple-choice questions covering topics such as: Angiographic equipment, Angiographic anatomy, pathophysiology & pharmacology, Angiographic physics, fundamental vascular angiographic principles and interventional fluoroscopic procedures.

Part B - Practical experience component. Requires the candidate's supervisor to acknowledge experience with 150 vascular interventional examinations. These 150 examinations must have taken place within a 12-month period. This period must have occurred within the 3 years prior to application submission.

Experience may include all or part involvement in the following:

- Patient and/or room setup
- Opening of sterile equipment and/or consumables
- Angiographic projection positioning
- Setting/manipulating acquisition and/or injection parameters
- Peri/post procedure image processing

#### **Procedure eligibility**

In addition to all diagnostic and interventional angiographic procedures, the following interventional fluoroscopic procedures are allowed:

- Percutaneous transhepatic cholangiography with drainage placement
- Biliary stenting
- Nephrostomy tube insertion
- Ureteric stent insertion
- Tenckhoff catheter insertion
- Gastrostomy tube insertion
- Vertebroplasty
- Theatre angiography

The following procedures may not be included:

- Diagnostic fluoroscopic procedures
- Pain management injections
- Nephrostogram and nephrostomy tube removal
- Portacath access
- Lap-band access
- PICC line insertion
- Tunnelled line insertion (Portacath, Permcath, Hickmans)
- Endoscopic retrograde cholangio-pancreatography (ERCP)
- Any cardiac related procedure






Table 1.

Vascular Interventional Imaging (Angiography) Level 1 Certification Requirements.

	<b>Eligibility Requirements</b>	<b>Time to Acquire</b>	<b>Certification Duration</b>	<b>Extension</b>
<b>Level 1 Application</b>	<p>Part A - Undertake Level 1 Certification Examination.</p> <p>Part B - Complete 150 Vascular Interventional examinations.</p>	<p>Part A and Part B must be completed within a 3-year period.</p> <p>Application submission must occur within 3-years of sitting Part A examination.</p>	3-year expiry for Level 1 Certification.	N/A
<b>Level 1 Application Lapsed</b>	If Certification application submission does not occur within 3 years of successfully undertaking the Part A examination, then applicants must re-sit this examination.			

**Level 1 Renewal**

Renewal of Certification requires completion of the clinical component only. Clinical component requires the candidate’s supervisor to acknowledge completion of 450 vascular angiographic examinations. These 450 examinations must have taken place within a 3-year period, immediately prior to application submission. Renewal submissions must be received by the Secretariat no later than 6 months after expiry of previous angiographic Certification. If this timeline is not adhered to, Certification will be deemed as expired, and participants will be required to reapply and complete both part A and part B.



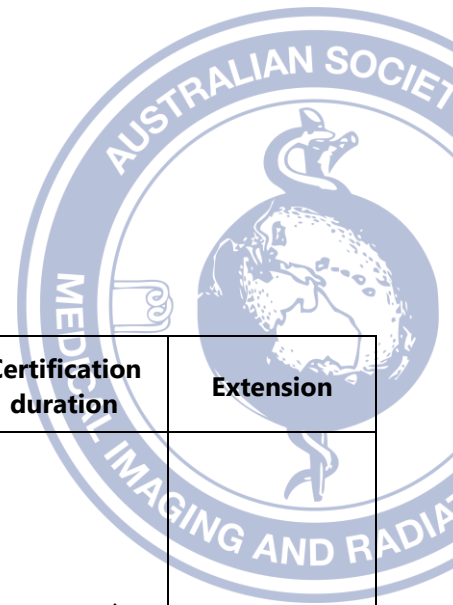


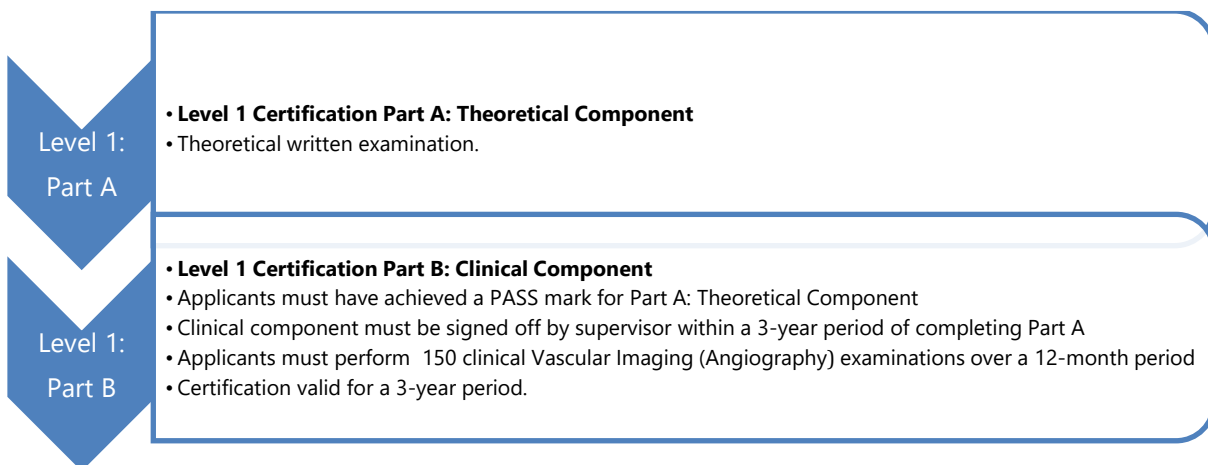
Table 2.

Vascular Angiography Level 1 Certification Renewal Requirements.

	<b>Eligibility requirements</b>	<b>Time to acquire</b>	<b>Certification duration</b>	<b>Extension</b>
<b>Certification application</b>	Complete 450 <u>vascular angiographic</u> examinations	450 examinations must be completed within a 3-year period. A Minimum of 150 clinical vascular angiographic examinations must be completed every 12 months within this 3-year period.  This 3-year period must have occurred immediately prior to application submission.	3-year expiry for certification	<b>n/a</b>
<b>Certification lapsed</b>	If Certification application submission does not occur within 3 years of successfully undertaking the Part A examination, then applicants must re-sit this examination.			

Figure 1.

Process of Application for Vascular Angiography Level 1 Certification.



### Signatory on Part B of Level 1 Certification Applications

The Supervisor angiographer is defined as a practitioner who holds MRPBA registration, appropriate radiation licenses and has a minimum of 5 years' experience in medical imaging with at least 2 years of full time equivalent supervisory angiography experience. These criteria are the minimum requirements for a supervisor angiographer to be a signatory on Certification applications.





## Certification Length

Certification certificates have a 3-year expiry from date of issue. Renewed certification certificates will coincide with the original date of issue and will also have a 3-year expiry. Practitioners who pass the theoretical written examination (part A) have a 3-year period to apply for their angiography Certification.

## Certification Renewals

Notification of a forthcoming certification expiry will be emailed 4 months prior to the expiry date. This email will contain a link to the policies and procedures/renewal guidelines and application form. Renewals will only be sent to practitioners who are current financial members of ASMIRT (this includes Voting Members and CPD subscribers) and is dependent on a current registered email address being maintained by the member.

If the practitioner fails to return the renewal application form for Certification, a final notice will **NOT** be issued. Practitioners must ensure that their details are current and up to date in their member profile. Please note renewal notices are not sent to non-ASMIRT members, nor non-ASMIRT CPD subscribers

If practitioners neglect to renew their Certification within 6 months of the expiry date, their certification will be deemed lapsed.

Practitioners with lapsed Certification are expected to follow the procedures outlined under Certification Eligibility (Page 6). Lapsed certification cannot be re-instated without the candidate correctly following all of the outlined criteria for Certification application.



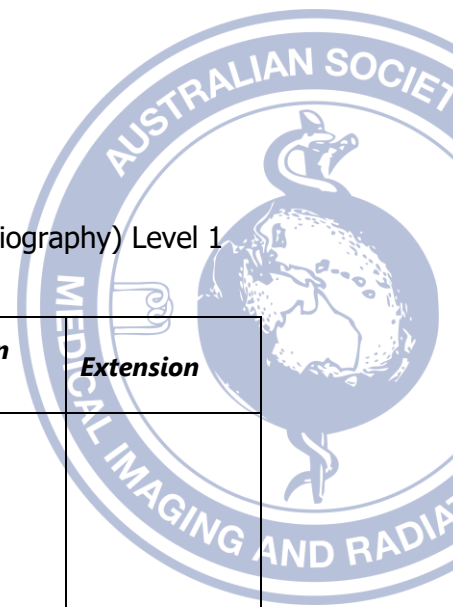
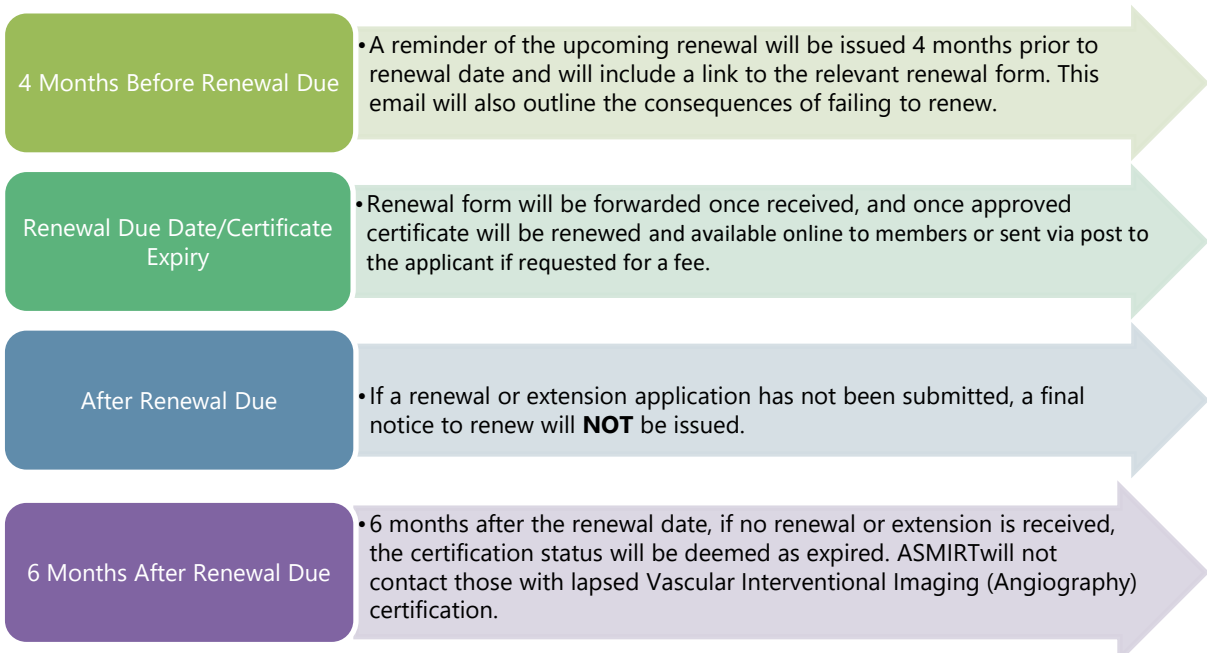


Figure 2.

Outline of the Renewal Process for Vascular Interventional Imaging (Angiography) Level 1 Certification.

	<b>Eligibility requirements</b>	<b>Time to acquire</b>	<b>Certification duration</b>	<b>Extension</b>
<b>Certification renewal</b>	Complete 450 vascular angiographic procedures	450 examinations must be completed within a 3-year period. A minimum of 150 clinical vascular angiographic examinations must be completed every 12-months within this 3-year period.  This 3-year period must have occurred immediately prior to application submission.	6-month grace period for lapsed Certification.	Apply before Certification expiry.
<b>Renewal lapse</b>	Re-sit certification Examination. Complete 150 vascular angiographic procedures	Must be completed within a 3-year period.	As for certification Application.	N/A





## Lapsed Certificates


Practitioners who allow their certificate to lapse may request an extension. These are granted on a case-by-case basis. It is up to the certificate holder to check their renewal dates. If a lapsed renewal is allowed, then the expiry date will be 3 years from the expiration date.

## Extensions

Practitioners who are unable to fulfil the requirements of renewing their certification before the renewal due date are able to apply for an Angiographic certification extension. Supporting documentation must be attached to the application for review (Doctor's certificates, letter from employer, Statutory Declaration etc).

Extension applications will be assessed on a case-by-case basis. The extension period granted is at the discretion of ASMIRT.





## Vascular interventional Imaging (Angiography) Level 1 Certification

Part A: Theoretical Component - Written Examination

### Vascular Interventional Imaging (Angiography) Level 1 Certification Examination

Candidates will sit a multi-choice question (MCQ) exam containing no less than 180 questions over a maximum duration of 3 hours.

#### Examination Breakdown

Section A	Angiographic equipment	17%
Section B	Angiographic anatomy, pathophysiology & pharmacology	19%
Section C	Angiographic physics	16%
Section D	Fundamental vascular angiographic and interventional fluoroscopic procedures	28%
Section E	Angiographic / Fluoroscopic image labelling	20%

To be successful in the theoretical written examination, an overall pass requires 75% or more correct answers overall, with no less than 65% in any one module. Failure to score 65% in every module will result in an overall fail mark.

After the conclusion of the examination, the results are tabled and reviewed and undergo rigorous scrutiny.

Vascular Angiography Level 1 Certification Examination results are emailed to all registered candidates 2 weeks post examination. The email will contain correspondence outlining a pass or fail result and candidates who fail receive a breakdown of their results for each section presented in the following form (see Table 3)

Table 3

Example of results breakdown provided to candidates who fail the theoretical written examination.

Part A	Part B	Part C	Part D
High Pass	Credit	Credit	Fail Score 50 -<60%

Pass score > 85% - High pass

Pass score 76-85%- Credit

Pass score 65-75%- Section Pass

Fail Score 60-64% - Close but needs more study

Fail Score 50 -<60% need a lot more study

Fail Score < 49% need a lot more study





## Certification Examination Process

- The certification exams are held several times a year.
- The dates for the examination will be advertised at <https://asmirt.org/certification/>
- After completing the application form you will receive an email detailing the examination process.
- Examinations are held online, the date and time of the examination to be determined in collaboration with your examination supervisor.

## Exam Venues

Examination venues must be an officially sanctioned venue eg. a workplace under the direct supervision of an examination supervisor. Supervisors are required to closely supervise candidates and be present in the examination room whilst the examination is in progress.

If you are unable to access your workplace for the examination, contact [certification@asmirt.org](mailto:certification@asmirt.org) for advice.

## Examination Supervisor

Examination Supervisors must hold employment from an approved occupational group (e.g. the occupational groups approved to endorse Australian passport photographs). Supervisors should not have any direct professional or personal relationship with the candidate. Where possible they should not be their direct supervisor. They must not be related to the candidate by birth, marriage, de facto or in a relationship, or live at the candidates' address. The examination supervisor must be approved by ASMIRT. Examination supervisors must sign the supervisor's declaration form acknowledging commitment to upholding the integrity of the examination process.

By signing the supervisor's declaration, examiners are agreeing to ensure that the examinations are conducted fairly, ethically and professionally. It is an expectation that as a supervisor, these principles are upheld, and the integrity of the certification examinations are maintained.

\*\*Centres hosting two or more candidates sitting the exam simultaneously in the same examination room, will be required to implement staggered examination start times.

## Special Consideration

### On the day of the examination

If a candidate experiences extenuating circumstances preventing their attendance at the examination venue, including illness, they should contact ASMIRT immediately.

If you commence the examination, you are ruled to be fit. Special consideration will not apply and your result will be upheld. If you are unwell or unlikely to perform at your best, you should contact ASMIRT prior to the exam date. If you are unwell on the day of the examination, **DO NOT SIT THE EXAM.**





## Supporting documentation

Candidates will need to provide one or more of the following documents to support their application for refund consideration:

- Medical certificate or letter from a medical professional
- Death notice or certificate and evidence of relationship
- Police report
- Statutory declarations from employer or relevant people
- Notification from:
  - Defence services
  - Juries Commissioner's Office
  - Emergency service organisations such as the Country Fire Authority
- Medical/professional certificates must state that candidates were unfit to sit the examination or complete work for assessment on or before the relevant date and cannot be signed by a member of the candidate's family.

## Certification Procedures

### Assessments

Assessment of Certification applications and renewals may take up to 8 weeks from the date that the Secretariat receives a practitioner's application. A Level 1 application will be dated from the date that the application was approved.

### Incorrect Applications

Practitioners who provide incorrect information on any application form will be emailed and / or have their application returned to them with notification querying the information provided and a list of information that needs to be reviewed by the practitioner and the Supervisor.


### Extension Applications

Applications for extensions are received by the Secretariat and forwarded for review and assessment. This process can take up to 6 weeks and practitioners will be notified by email of the outcome, and extension time granted if applicable.

### Current Application Forms

Practitioners must ensure that current application forms (as available on the website) are submitted to the ASMIRT, or applications will not be accepted.





## FAQ's

### **Do I have to sit the Angiography Certification Examination to work as an angiography radiographer in Australia?**

No, however passing the examination and being part of the ASMIRT Level 1 Angiography Certification Program is an indication of your knowledge and commitment to your speciality within the Medical Imaging profession. There are some departments and practices which require Level 1 Certification prior to employment. This Certification is not a qualification like a Master's degree which has no clinical requirement, but rather a program that ensures a level of knowledge that is measurable and common across Australia.

### **How much study do I have to do to pass the examination?**

A cursory glance at the resource material and study guide suggests that this exam must be approached with a great deal of study and preparation. The examination is designed to test your clinical and academic ability. It is an indication of a knowledge base when measured against your colleagues. A study approach similar to any advanced program is suggested.

### **Do I have to join the 3-year Certification Program?**

No, this is not a requirement as you may decide that passing the examination is adequate to demonstrate your abilities. There is however a limited time after passing the examination to join the program. If you choose not to join the Certification Program within the 3-year time period and change your mind down the track, you may be required to re-sit the Level 1 examination again.

### **What do I do if I think that the examination result was wrong?**

All examinations and subsequent results are reviewed and checked thoroughly prior to release on the website. If you have queries regarding your examination, please contact the ASMIRT secretariat office.

### **Can I sit the Examination abroad?**

Yes, examinations can be undertaken overseas providing that the examination venue is an officially approved and sanctioned venue eg. a workplace under the direct supervision of an examination supervisor. Supervisors are required to closely supervise candidates and be present in the examination room whilst the examination is in progress and must also be officially sanctioned as an approved ASMIRT supervisor. It is recommended that examinations are undertaken in Australia, to ensure that you have access to stable internet and the ASMIRT support team during the course of the examination.





### **How do I improve my chances of passing the exam?**

History has shown us that forming a study group, finding a mentor and practising as many questions as you can, will improve your outcome.

### **How many times can I sit the examination?**

The maximum number of times you can sit this examination consecutively is 3. We recommend that you wait 12 months and seek assistance with your study prior to attempting your next examination.





### Document Details

Version	Author(s)/reviewers	Date	Approved by	Date approved	Next Review
1	MK	24/08/2021			
2	MK	05/03/2026			

### Version History

Version	Amendment Notes
1	Created August 2021
2	Updates: Document reviewed to reflect contemporary practice

